


# Ρύθμιση λογαριασμού **email** σε κινητά **android**

ακολουθείτε τις επιλογές σε κόκκινο κύκλο

όπου `account@example.com` το email που θέλετε να δημιουργήσετε π.χ `info@softways.gr`

προσοχή στο όνομα χρήστη που είναι με τελεία (.) και όχι παπάκι (@)





14:26



Settings

Accounts



Facebook



Google



Twitter



Add account



25%



14:33



Add account



Email



Facebook

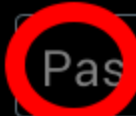


Google

<  Set up email

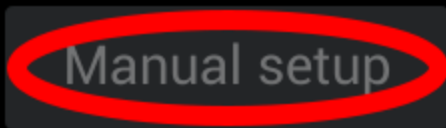
You can configure email for most accounts in a few steps


 account@example.com

 Password

Show password

Send email from this account by default

 Manual setup

Next 

<  Add email account

What type of account?

 POP3 account

IMAP account

Microsoft Exchange  
ActiveSync

< Incoming server settings

Username

account.example.com

τελεία

Password

.....

POP server

mx.softways.gr

Security type

none

Port

110

Delete email from server

never

Next

< @ Outgoing server settings

SMTP server

mx.softways.gr

Security type

none

Port

25



Require sign-in

User name

account.example.com

Password

ΤΕΛΕΙΑ

.....

Next

<  Account options

Peak schedule

Every 15 minutes

Off-peak schedule

Every 15 minutes

Sync Email

Send email from this account by default

Notify me when email arrives

Automatically download attachments when connected to Wi-Fi

Next



 Set up email

Your account is set up, and email is on its way!

Give this account a name (Optional)

account@example.com

Your name (displayed on outgoing messages)

account

Done